


Type 4600

Mechanical seals | Marine seals | Stern tube seals



Features

The water-lubricated stern tube seals type 4600 from EagleBurgmann are not alone an environment-friendly solution. They meet all technical requirements of modern sealing technology: modular design, convenient installation, little maintenance, no adjustments.

Type 4600 water-lubricated stern tube seals are virtually leak-free and are leaving no oil or grease residues in the waterway.

And because they prevent getting water into the bilge, no elaborate actions are required for its disposal.

Please ask us for references.

Advantages

- Water-lubricated
- No oil or grease emissions to the environment
- Low power consumption
- Carbon seal face unsplit for first installation, split for repairs
- Version with split mating ring available

Operating range

Shaft diameter:
 $d_1 = 50 \dots 320 \text{ mm} (1.97'' \dots 12.60'')$
 Pressure: $p = 2 \dots 7 \text{ bar} (29 \dots 102 \text{ PSI})$
 Temperature:
 $t = -5 \text{ °C} \dots 40 \text{ °C} (23 \text{ °F} \dots 104 \text{ °F})$
 Speed range: $n = \text{see diagram}$

Allowed shaft movements

Axial: $\pm 5 \text{ mm}$,
 Radial: Shaft diameter (d_1) up to 200 mm: $\pm 2 \text{ mm}$,
 $>200 \text{ mm}$: $\pm 3 \text{ mm}$

Flushing: approx. 1 l/h per Millimeter of shaft diameter (d_1)

Materials

Seal face: Carbon graphite antimony impregnated (A), Carbon graphite resin impregnated (B)
 Mating ring: Special cast CrNiMo steel
 Collar: Nitrile-butadiene rubber (P)
 Face housing: 1.4571 (G)
 Clamp ring: 1.4572
 Springs: Hastelloy® C-4 (M)
 Housing: Bronze / 1.4571
 Gasket Burasil® (Y)

Notes

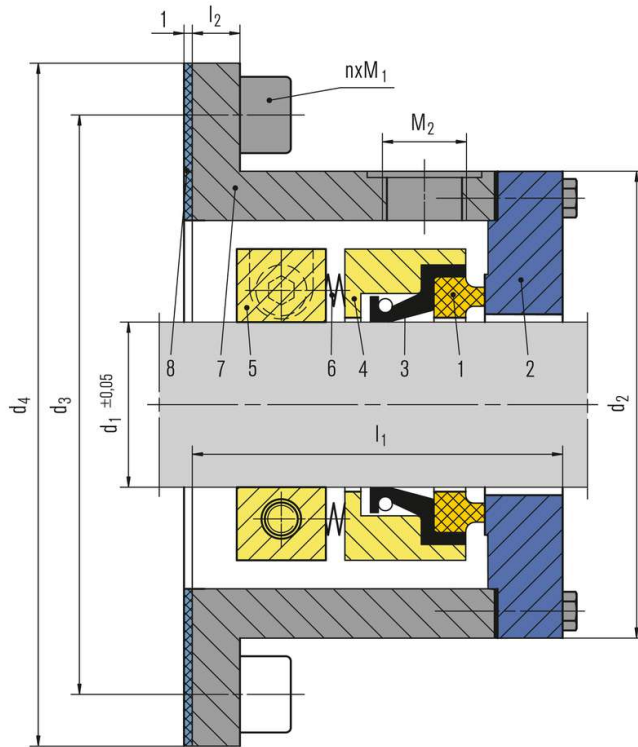
Special designs available:

- Split mating ring
- Amagnetic properties
- Shock resistance

Recommended applications

- Shipbuilding
- Sea water
- Fresh water

RELY ON EXCELLENCE

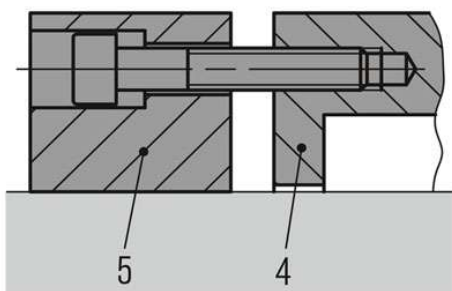
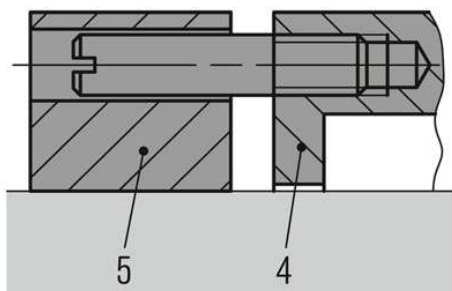


Item Description

- | | |
|---|--------------|
| 1 | Seal face |
| 2 | Mating ring |
| 3 | Collar |
| 4 | Face housing |
| 5 | Clamp ring |
| 6 | Springs |
| 7 | Housing |
| 8 | Gasket |

RELY ON EXCELLENCE

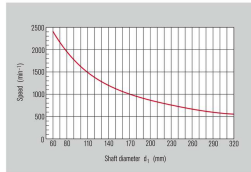
Clamp ring



RELY ON EXCELLENCE

Charts

Speed Characteristics



Dimensions

d ₁	d ₂	d ₃	d ₄	l ₁	l ₂	M ₁	M ₂	n
50	125	142	165	110	15	M10	G1/2"	4
60	135	152	175	110	15	M10	G1/2"	4
70	145	185	215	110	15	M16	G1/2"	4
80	155	195	225	115	15	M16	G1/2"	4
90	165	205	235	115	15	M16	G1/2"	4
100	175	215	245	115	15	M16	G1/2"	4
110	192	230	260	120	15	M16	G1/2"	6
120	202	240	270	120	15	M16	G1/2"	6
130	212	250	280	120	15	M16	G1/2"	6
140	222	260	290	120	15	M16	G1/2"	6
150	232	270	300	120	15	M16	G1/2"	6
160	242	280	310	120	15	M16	G1/2"	6
170	252	290	320	120	15	M16	G1/2"	6
180	262	300	330	130	15	M16	G1/2"	6
190	272	310	340	130	15	M16	G1/2"	8
200	282	320	350	130	15	M16	G1/2"	8
210	292	330	360	130	15	M16	G1/2"	8
220	302	340	370	130	15	M16	G1/2"	8
230	312	350	380	130	15	M16	G1/2"	8
240	340	365	405	140	20	M20	G1/2"	8
250	350	375	415	140	20	M20	G1/2"	8
260	360	385	425	140	20	M20	G3/4"	8
270	370	395	435	140	20	M20	G3/4"	8
280	380	405	445	140	20	M20	G3/4"	8
290	390	415	455	140	20	M20	G3/4"	8
300	400	425	465	140	20	M20	G3/4"	8
310	420	445	485	140	20	M20	G3/4"	8
320	430	455	495	140	20	M20	G3/4"	8

Dimensions in millimeter